

## **INTERFACE SHEAR STRENGTH AND THE SOIL SOFTENING EFFECT ON THE SOIL-GEOCOMPOSITE DRAINAGE LAYER SYSTEM STABILITY**

MAIDIANA OTHMAN<sup>1,\*</sup>, SITI KHADIJAH CHE OSMI<sup>1</sup>, NORZAIMA NORDIN<sup>2</sup>, JESTIN JELANI<sup>1</sup>, ZULIZIANA SUIF<sup>1</sup>, NORDILA AHMAD<sup>1</sup>

<sup>1</sup>Department of Civil Engineering, Faculty of Engineering, National Defence University of Malaysia, Sg Besi Camp, Kuala Lumpur, Malaysia

<sup>2</sup>Department of Aeronautics and Aviation Engineering, Faculty of Engineering, National Defence University of Malaysia, Sg Besi Camp, Kuala Lumpur, Malaysia

\*Corresponding Author: maidiana@upnm.edu.my

### **Abstract**

Geosynthetics are commonly used to support solid waste landfill facilities as a liner system due to their low permeability. The application of Geocomposite drain (GD) are increasingly in civil engineering specifically on geotechnical and geoenvironmental system. GD consist of a high flow capacity drainage core with a non-woven geotextiles filters/separator cover. In landfill capping system, GD has been used as a drainage layer. The soil-geosynthetics or geosynthetic-geosynthetic interfaces play a major role in the landfill cover system's performance. This research work discussed the finding on the field work measurement of the landfill cover system. The trial site of landfill was carried out to investigate the effect of soil water content on the soil-GD interface shear strength of landfill cover/capping. The performance of landfill cover soil panel using different types of geosynthetic drains was studied. The finding suggests that the softening soil layer at the interface of soil-geosynthetic drainage reduces the shear strength as a results of the water accumulated behavior, and this issues has to be addressed in design specifications and construction control for landfill cover system.

Keywords: Geocomposite drain, Interface shear strength, Landfill cover system, Capillary break

## 1. Introduction

In construction technology of geotechnical and geo-environmental application particularly on municipal solid waste landfill, the multilayer barrier system composed by soil and geosynthetics are commonly applied. Landfill covers structure consist of several layers' including soil and different types of geosynthetics. These layers comprise of interaction in between interfaces that control the stability of the system. The mechanical parameters of the interfaces that form between the various layers of landfill cover system are important factors that contributed to the performance of the system. As GD gives a drainage function which can replace the conventional solution by adopting the gravel layer in the application of landfill cover hence the stability will be controlled by the interaction of shear strength between the GD and the adjacent soil layer [1, 2].

The stability assessment on the landfill application guidelines and design framework was established by [3]. Despite design methodology to determine the stability of landfill are widely known [4], but failure cases found to be high and can affect the environment [5, 6]. All the potential failure mechanisms need to be studied and monitored based on field or laboratory work using real construction project or to simulate field circumstances [7, 28, 29, 31, 32].

In the previous investigation, the influences of moisture content on the mechanical properties of soil and geosynthetics interfaces have been studied [1, 8, 9, 10, 11, 12, 13, 14]. The effects of water accumulation at the position of interface soil-GD in the landfill cover soil induced the capillary break was observed to be a reason of landfill cover failure [15] and other application [33, 34, 35]. The slope failure of Kettleman Hills landfill is confirmed caused by an increment of water at the soil-geosynthetic interface [16] and some failure in the UK site [17]. A capillary break seems to have the consequence of causing water accumulated in the cover soil resulting side slopes failure was observed by [18]. The soil softening layer effects at the interface have a large potential on the cause of slope failure. These water accumulations might be attributed to many factors related as the occurrence of capillary break behaviour occurs at the soil-GD interface [19, 20, 21, 18, 15] or related to the increment of water pressure at the position from toe of the panel up to the landfill cover drain [2, 22]. Most of laboratory worked and numerical analysis on the capillary behavior have been confirmed by [1, 8, 9]. Heavy rainfall event also been attributed to the overflow of drainage outlet [1,22].

The performance of landfill cover/capping was investigated, and data was collected using field work test designed of the landfill capping panel and carried out in 2014 at Bletchley landfill in UK.

## 2. Field works at Bletchley, UK landfill site.

The landfill cover/capping system was constructed in autumn 2011 as a field experimental capping system at Bletchley landfill, Milton Keynes, UK (Fig. 1) by [23]. Fig. 2 shows the field trial of landfill cover at landfill site. In this research, the field measurement works is measured on the same field site panel. Currently, the Bletchley landfill site is actively operational, but the study was conducted on the new trial capping system on the closed landfill cell.



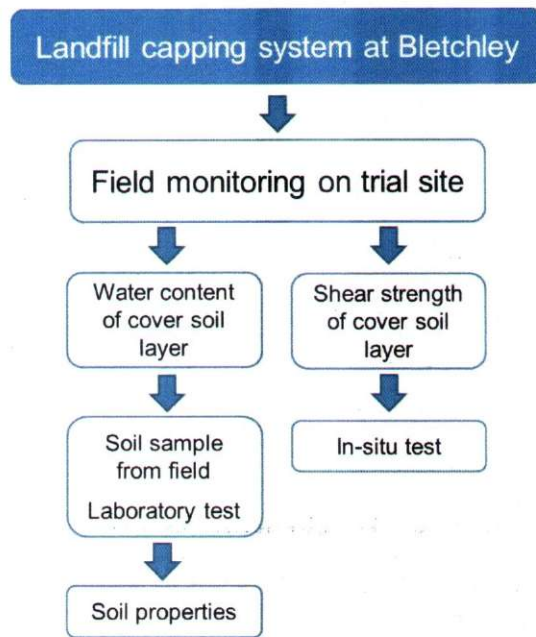
**Fig. 1 Bletchley landfill, Milton Keynes, UK trial site [23].**



**Fig. 2 Bletchley landfill trial site [23].**

The primary objective on the fieldwork is to examine the landfill cover system stability using different forms of geosynthetic drains. The field work stages are shown in Fig. 3. The fieldwork is to examine the effects of soil water/moisture content on the interface shear strength of soil-GD layer.

The capability of four different types of GD is being tested on the field testing. In this field site, Panel 1 was installed with the geocomposite drain with cusped core, while Panel 2 is a panel with no geosynthetic drain i.e. control panel, Panel 3 was layered with a non-woven needle punched geotextile sandwiched GD and lastly, Panel 4 was installed using the GD with band drains. Furthermore, Panel 4 features two separate GD sides, one of which had a band drain and the other without any band drain. Fig. 4 shows the different types of GD installed. The size of the trial landfill cover panel was 40 x 6 m (length and wide) with a slope inclination of 7.2° (1v:8h) in average.



**Fig. 3** The primary phases of field work at Bletchley landfill cover trial site.

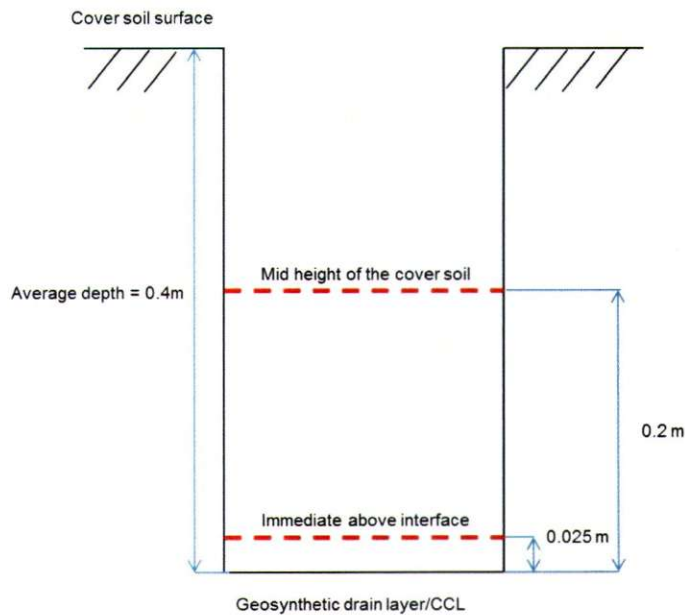


**Fig. 4** (a) Panel 1- cusped core GD, (b) Panel 2 (Control panel) - without any geosynthetic drain, (c) Panel 3- non-woven needle punched geotextile GD and (d) Panel 4- GD with band drains and with no band drain side.

In this field work, the trial set were built using compacted clay layer with low permeability. The average thickness of the landfill capping layer is 1 m. This is to replicate a similar landfill cover system in a real construction and to allow any penetration of root from vegetation [28, 29]. The topsoil of cover system is laid over each panel (average of 400 m). Most of the landfills site are using the nearby borrow area or the same site soil as a topsoil layer/restoration soil. This can reduce the operational and material costs.

### 2.1. The effects of water content on the shear strength of soil-GD interface and stability of landfill cover application

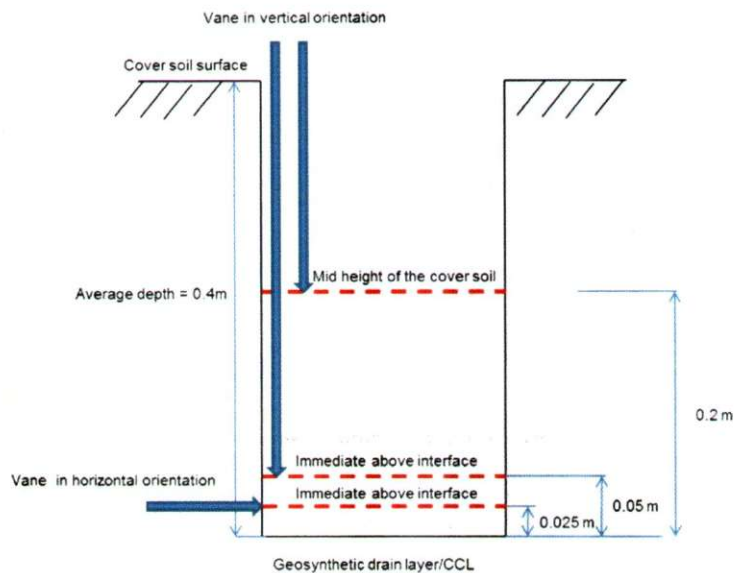
The relationship between soil moisture content and the shear strength of soil-GD layer interface influences the stability performance of landfill cover application. The sampling are samples at two different heights includes at the position of mid height of the cover soil (0.2 m from the interface) and immediate above interface (0.025 m from the interface) as shown in Fig. 4. In total of 32 samplings of soil were obtained from the trial cover site. The testing on the amount of water in the cover soil above each geosynthetic drain installed was carried out in the laboratory using the soil sampling from the trial set.



**Fig. 4** The soil sampling location on the cover soil layer above geosynthetic drains/CCL panel.

In this field measurement, a mobile type of shear vane apparatus has been applied to assess the in-situ shear strength of the landfill cover soil. The

measurement was taken using horizontal and vertical orientation of vane as shown in Fig. 5.

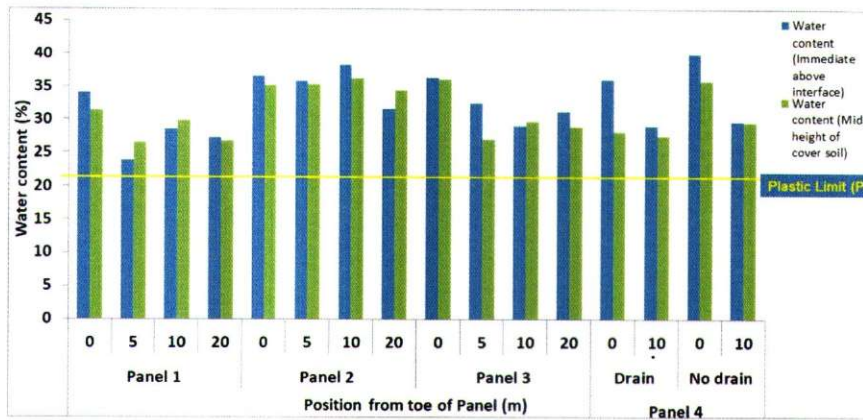


**Fig. 5 The measurement of in-situ shear strength on the landfill cover soil layer above geosynthetic drains/CCL position, in both orientations (vertical and horizontal).**

### 3. Results and discussion

The application of different types of geosynthetic drains was examined in this field work measurement. The geosynthetic drain provides a drainage function which can replace conventional solution of adopting and gravel layer in landfill cover system.

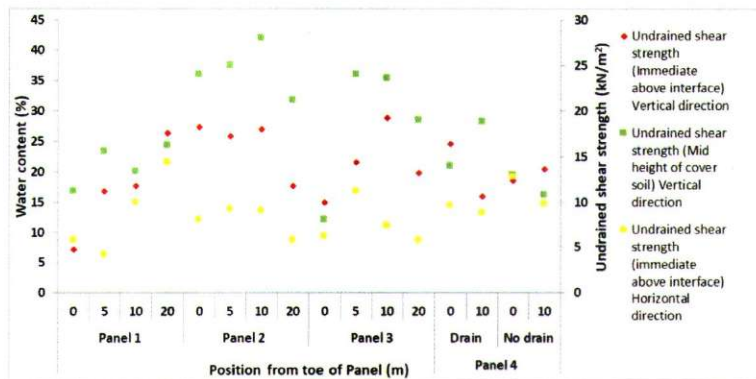
The soil properties of soil samples collected at Bletchley landfill cover site were investigated in the soil laboratory. Based on the Casagrande plasticity chart [24], the specimens resulted to be plasticity clay (CI). The index properties are Liquid Limit (LL) = 50% and Plastic Limit (PL) = 21%. The measured value of landfill cover soil water content is reported in Fig. 6. The highest value was measured at the toe of panel (0 m from toe) where the soil layer at immediate above interface. These values were consistent at all panel. In average, Panel 2 consists of higher water content at both positions compared to other panel with an average of 38%. The percentage of water content at control panel also shows higher compared with panel with drain at Panel 4. Furthermore, water content at the interface of soil-geosynthetics shows an increment along the panel. The water content tends to increase to 30% where exceed the value of Plastic Limit (21%) of the soil. The results are consistent in all panels. This conditions also agreed by [19, 20].



**Fig. 6** Soil water content measurements above geosynthetic drain at different position from toe of the panel for Panel 1, 2, 3 and 4 at Bletchley landfill trial site.

### 3.1. In-situ shear strength of soil-GD layer

Fig. 7 shows the observed result of in-situ shear strength on the landfill cover soil at the different position of above the layer of geosynthetic drains/CCL. Based on the results shows that majority of the lowest shear strength consistently shows at immediate above interface of soil-geosynthetics with horizontal direction of testing with average of 8.6 kPa. The highest undrained shear strength measured mostly around area mid-height of cover soil, further higher of interface with an average of 18 kPa using vertical direction of measurement. The measurement obtained near the toe position always low compared to the further higher position from toe for all panel. The shear strength of cover soil shows to decrease around 50% especially at Panel 1 and this may have related to water accumulation in a cover soil at the same panel. In average, Panel 1 hold the lowest shear strength.



**Fig. 7** Undrained shear strength measurements at different position using vertical direction and horizontal direction above geosynthetic drain for Panel 1, 2, 3 and 4 at Bletchley trial panel.

The interaction of interface shear strength that developed between various layer presents the overall performance of the landfill cover application in terms of their stability. As GD function as a drainage layer in the application of landfill capping system, the interaction between soil-geosynthetic and geosynthetic-geosynthetic interface controlled the stability performance of the system.

### 3.2. The present of capillary break event at the interface of soil-GD layer

The present of capillary break behavior caused increased of water in a cover soil. Water flow in a landfill cover soil tend to pond at the soil-GD interface and starts to be accumulated [1, 15, 21, 25, 26, 27, 36]. According to GD design, water will flow from the surface of landfill cover into GD through a filter layer directly to the drain core. As non-woven geotextile filter is in contact with cover soil, the interaction between soil particle and water in soil pore at the interface restricted the water from flowing through the GD core [6, 27]. At this situation, the restricted of water is due to capillary break event. These behavior or drying-wetting cycle [30] tends to soften the interface layer due to water accumulation. As a result, the soil-GD layer's shear strength is weakened, and gives a high potential of failure to occurred. [25, 26] concluded that increased on the percentage of water in the landfill soil cover beyond GD interface by more than 100% and the shear strength of the softened soil layer reduced to less than 10kPa.

### 4. Conclusions

The interaction on the interface of shear strength between soil and geosynthetic layer in landfill cover application is critical issue related to design. The designer of the landfill cover system stability had consistently ignored the issue related to the soil softening occurred at the soil-GD interface, which contributed to the failure. A key findings and analyses of a fieldwork on the application of landfill cover site in UK are described in this paper. The finding discovered that the decreased of shear strength value on the soil softening layer at the interface of soil-GD can be related to capillary break event hence restricted the flows of water. In the design of landfill cover system, the lowest value of interface shear strength is recommended. Currently, the stability and integrity design related to a landfill lining system highlighted in [10]. But the element on the soil softening at the interface of soil-GD found in this study is not mentioned.

### References

1. Othman, M.; Frost, M.; and Dixon, N. (2015). Effect of interface soil softening on stability of Geocomposite drainage systems. *The 2<sup>nd</sup> International GSI-Asia Geosynthetics Conference*. Seoul, Korea (Rep.). 21-26 June 2015.
2. Othman, M.; Frost, M.; and Dixon, N. (2018). Stability performance and interface shear strength of geocomposite drain/soil systems. *International Conference on Engineering and Technology (IntCET 2017)*. AIP Conf. Proc. 1930, 020049.
3. Mitchell, J.K.; Seed, R.B.; and Seed, H.B. (1990). Kettleman Hills Waste Landfill Slope Failure 1: Liner System Properties. *Geotechnical Engineering*, 116, No.4, pp. 647-668.

4. Dixon, N.; and Jones, D.R.V. (2003). Stability of landfill lining systems: Report No.2 guidance. *Environment Agency Research and Development Technical Report P1-385/TR2*.
5. Richardson, G.N.; and Scheer, P.K. (2006). The enhancement of interface shear strength between two nonwoven geotextiles. *Geosynthetic Magazine*. April 2006.
6. Stark, T.D.; and Newman, J. (2010). Design of a landfill cover system. *Geosynthetics International*, 17, No. 3, pp. 124-131.
7. Koerner, R.M.; and Daniel, D.E. (1997). Final covers for solid waste landfills and abandoned dumps, *ASCE Press*, Reston, VA.
8. Richardson, G.N. (1997). Fundamental Mistakes in Slope Design. *Geotechnical Fabrics Report*, 15, No. 2, p. 15-17.
9. Iryo, T.; and Rowe, R.K. (2003). On the hydraulic behaviour of unsaturated nonwoven geotextiles. *Geotextiles and Geomembranes*, 21(6), pp.381–404.
10. Iryo, T.; and Rowe, R.K. (2004). Numerical study of infiltration into a soil-geotextile column. *Geosynthetics International*, 11, No.5, p. 377-389.
11. Iryo, T.; and Rowe, R.K. (2005). Hydraulic behaviour of soil-geocomposite layers in slopes. *Geosynthetics International*, 12, No. 3, p. 145-155.
12. Siebecker, B. "When Final Caps Fail," [Online]. [Viewed 27/01/2009]. Available from: [http://www.waste360.com/mag/waste\\_final\\_caps\\_fail](http://www.waste360.com/mag/waste_final_caps_fail). Retrieved May 1<sup>st</sup> 2005.
13. Bergado, D.T.; Glawe, U.; Sia, A.H.I.; Youwai, S.; and Voottipreux, P. (2004). Interface shear strengths of different Geosynthetics in landfill liner system: A case of Sakaew Landfill, Thailand. *Asia Regional Conference on Geosynthetics "Geo Asia 2004"*. 21-23 June 2004. Seoul, Korea.
14. Bergado, D.T.; Ramana, G.V.; Sia, H.I.; and Varun. (2006). Evaluation of interface shear strength of composite liner system and stability analysis for a landfill lining system in Thailand. *Geotextiles and Geomembranes*, 6, 24, 2006, pp. 371-393.
15. Othman, M.; Frost, M.; and Dixon, N. (2014). Soil interface softening from capillary break formation in Geocomposite drainage systems. *10<sup>th</sup> International Conference on Geosynthetics*. Berlin, Germany. 21-25 September 2014.
16. Stark, T.D.; and Newman, J. (2010). Design of a landfill cover system. *Geosynthetics International*, 17, No. 3, pp. 124-131.
17. Hsuan, Y.G.; Schroeder, H.F.; Rowe, K.; Müller, W.; Greenwood, J.; Cazuffi, D.; and Koerner, R.M. (2004). Long-term performance and lifetime prediction of geosynthetics. *Proceedings of the 4th European Conference on Geosynthetics (EuroGeo 2004)*, pp.1–40.
18. McCartney, J.S.; Kuhn, J.A.; and Zornberg, J.G. (2005). Geosynthetic drainage layers in contact with unsaturated soils. *16<sup>th</sup> ISSMGE Conference: Geotechnical Engineering in Harmony with the Global Environment*, Osaka, Japan. 12-16 September 2005.
19. Fowmes, G., Dixon, N. and Jones, D.R.V. (2007). Landfill stability and integrity: The UK design approach. *Waste and Resource Management*, 160 WR2, pp. 51-61

20. Jones, D.R. V. and Dixon, N. (2003). Stability of Landfill Lining Systems : *Report No . 1 Guidance. Environment Agency Research and Development Technical Report P1-385/TR2.*
21. McCartney, J.S.; and Zornberg, J.G. (2010). Effects of infiltration and evaporation on geosynthetic capillary barrier performance. *Canadian Geotechnical Journal*, in press.
22. Koerner, R.M.; and Soong, T.Y. (2000). Stability assessment of ten large landfill failure. *Adv. in transport and geoenvironment system using geosynthetics. ASCE GSP No. 103.* pp. 1-38.
23. Zamara, K.A. (2013). *In situ performance and numerical analysis of lining systems for waste containment.* Doctor of Engineering Thesis, Loughborough University, UK.
24. British Standards Institution (1990) BS 1377-7 1990. Methods of test for Civil Engineering Purposes-Part 7: Classification Tests. London: British Standards Institute.
25. Zornberg, J.G. (2010). Geosynthetic capillary barriers. *The 1<sup>st</sup> International GSI-Asia Geosynthetics Conference*, Taichung, Taiwan, 16-18 Nov, 2010.
26. Zornberg, J.G.; Bouazza, A.; and McCartney, J.S. (2009). Geosynthetic capillary barriers: Principles and applications. *GeoAfrica 2009*, GIGSA, 2-5 September, Cape Town
27. Siebecker, B. "When Final Caps Fail," Retrieved May 1<sup>st</sup> 2022. Available from: [http://www.waste360.com/mag/waste\\_final\\_caps\\_fail](http://www.waste360.com/mag/waste_final_caps_fail).
28. Jelani, J.; Adli Hah, M. S.; Mohd Daud, M.N.; Ahmad, N.; Othman, M., Wan Mohamed Sabri, W. M. S. (2021). Stability analysis of a man-made slope: A case study on the UPNM campus, Sg Besi, Kuala Lumpur. *Sustainable Development of water and Environment, Environmental Science and Engineering.* H.-Y. Jeon (ed.).
29. Cortellazzo, G.; Russo, L.E.; Busana, S.; Carbone, L.; Favaretti, M.; and Hangen, H. (2022). Field trial of reinforced landfill cover system: performance and failure. *Geotextile and Geomembranes.* Vol. 50. PP 655-667. Elsevier.
30. Chao, Z.; and Fowmes, G. (2022). The short-term and creep mechanical behaviour of clayey soil-geocomposite drainage layer interfaces subjected to environmental loadings. *Geotextiles and Geomembranes.* Vol. 50. PP 238-248. Elsevier.
31. Juan, C.; Guzmán-Martínez,; Edwin, F.; García, Carlos A. Vega-Posada. (2022). Effect of hydro-mechanical material parameters on the capillary barrier of reinforced embankments. *Soil and Foundation.* Vol. 62. Technical Paper. ScienceDirect. Elsevier.
32. Cortellazo, G.; Russo, L.E.; Busana, S.; Carbone, L.; Favaretti, M.; and Hangen, H. (2022). Field trial of a reinforced landfill cover system: performance and failure. *Geotextiles and Geomembranes.* Vol. 50. PP 655-667. Elsevier.
33. Albino, U.R.; Portelinha, F.H.M.; Futai, M.M. (2020). Numerical simulation of a geotextile soil wall considering soil-atmosphere interaction. *Geosynth. Int.* [https://doi.org/ 10.1680/jgein.20.00003](https://doi.org/10.1680/jgein.20.00003)

34. Albino, U.R.; Portelinha, F.H.M.; Zornberg, J.G.; Futai, M.M., (2019). Numerical simulation of infiltration into the fill of a wall reinforced with nonwoven geotextiles. *Comput. Geotech.*
35. Portelinha, F.H.M.; Santos, M.C.; and Futai, M.M. (2021). A laboratory evaluation of reinforcement loads induced by rainfall infiltration in geosynthetic mechanically stabilized earth walls. *Geotextiles and Geomembranes*. Vol. 49. PP 1427-1439. Elsevier.
36. Aldaood, A. (2020). Impact of fine materials on the saturated and unsaturated behaviour of silty sand soil. *Ain Shams Engineering Journal*. Vol. 11, Issues 3. PP. 717-725. Science Direct.